


WALTERScheid

COMER INDUSTRIES CORPORATION



SW40 THE PROFESSIONAL SPECIALIST TOOL

for replacing profiles on
PTO drive shafts



OLD PROBLEMS

All the solutions so far available on the market for assembling and dismantling the telescopic sections (“profiles”) of PTO drive shafts usually display the following weaknesses:

- ▶ Assembly proves to be very difficult if profiles of PTO drive shafts from the upper end of the output range – e.g. upwards of profile sizes S4, S5 or S6 (star profiles) – need to be repaired or serviced.
- ▶ There has so far been no dependable process for functionally reliable assembly of surface-treated designs. Even if the profiles can be pulled out of the yoke, it is almost impossible to press them into the yoke owing to the high insertion forces.
- ▶ The surface of coated profiles often suffered substantial damage during repairs.
- ▶ Moreover, surface-hardened profile tubes could not be clamped, because they slipped in the clamping jaws when exposed to axial loads.
- ▶ In addition, the mounting and clamping of joints – especially wide-angle joints and joints with overload clutches – was frequently very difficult and usually required two people.

INNOVATIVE SOLUTION


- ▶ Walterscheid delivers the innovative solution in the form of the SW40 tool for replacing profiles, which was developed exclusively for agritechnical workshops.



RAPID, RELIABLE ASSEMBLY

The **SW40** is an innovative tool from the **Walterscheid Service Department**.


- ▶ The SW40 from Walterscheid was developed for the assembly and dismantling of profile tubes on PTO drive shafts. It is an assembly tool that pre-centres and aligns the yoke or the joint.
- ▶ In addition, the SW40 has clamping profiles that fix the yoke firmly in place. There is no longer any need for the manual guidance necessary in the past. This improves safety, since there is no risk of getting trapped.
- ▶ The profile tubes are hydraulically clamped by special clamping profiles adapted to the shape of the respective profile tube, and simultaneously guided accurately for the insertion procedure.
- ▶ Damage to the surface of the profiles is avoided.
- ▶ The profiles are inserted and removed hydraulically. A choice is available between a manually operated hydraulic pump and an optional, pneumatically powered hydraulic unit.



Clamping profiles adapted to the respective shape
Damage to the surface of the profiles is avoided



Manually operated hydraulic pump
Basic version



Pneumatically powered hydraulic unit
Comfort version

OUR TOOLS SAVE YOU NOT ONLY TIME, BUT ALSO MONEY!

Profitability analysis of the SW40 tool

Series	Replacement profiles / joints		No. of workers per assembly	Assembly costs		Savings per operation with SW40	Quantity per year	Savings per year
	without SW40	with SW40		without SW40	with SW40			
	[min]	[min]						
W2100 – W2300 *	20	10	1	22 €	11 €	11 €	12	132,00 €
W2400 – W2700 *	25	12	1,5	41 €	13 €	28 €	15	420,00 €
P400 – P700 *	25	12	1,5	41 €	13 €	28 €	15	420,00 €
WW2280 – WW2580 *	35	15	2	76 €	16 €	60 €	15	900,00 €
PW 480 – PW675 *	35	15	2	76 €	16 €	60 €	15	900,00 €
Total, all repairs							72	2.772,00 €

* Note: This analysis is based on average values, assuming an internal hourly rate of € 65.00.
The tool's payback period can vary, depending on the utilisation of the tool.

ADDITIONAL BENEFITS:

- ▶ Less damage to individual components during assembly
- ▶ Less stress in difficult working conditions
- ▶ Less consequential damage
- ▶ Considerably better assembly quality
- ▶ Significant time savings, reducing the pressure of deadlines
- ▶ Tools can pay back within 1½ years

WALTERSCHEID GMBH

Hauptstrasse 150 | D-53797 Lohmar

Tel.: +49 2246 12-0 | Fax: +49 2246 12-3501

© WPG. All rights reserved. WAL 13 GB 1023 AK2