



DRAWBARS WITH BALL

Series Maxxum 5120-5250/MX 80-140

- ▶ **KBA8390B**
straight
item no. 8002901



Series 3210-4250A/CX 90-100

- ▶ **KBA8365B**
straight
item no. 8002898



Series MX150-170

- ▶ **KBA8367B**
straight
item no. 8002899



Series STX275-535

- ▶ **KBA8384W15**
straight, 2 positions
item no. 8004601



Series STX380-530

- ▶ **KBA88840B**
straight
item no. 8004762



- ▶ **KBA8884W15**
straight with alternative top part 15°
item no. 8004763



Series Magnum 7100/7200

- ▶ **KBA88290B**
cranked
item no. 8003682



- ▶ **KBA8829**
straight
item no. 8004826



Series Magnum/MX Magnum

- ▶ **KBA8368L**
straight
item no. 8002900



DRAWBARS WITH PITON

- ▶ **PBA5368**
straight, 2 positions
item no. 8005140



FORCED STEERING PARTS

for drawbars KK80 und frames

- ▶ **ZWL-KBA-KU**
item no. 8004771



- ▶ **50-300**
item no. 8002496



- ▶ **50-15-304**
item no. 8004444



- ▶ **50-310**
item no. 8002497



- ▶ **50-15-304W15**
item no. 8004539



- ▶ **50-320**
item no. 8002498



- ▶ **ZWL30KU-AS**
item no. 8004824




- ▶ **ZWL30W15KU-AS**
item no. 8004825



for KB8293/KB8309/KB8314/KB8322/ KB8329NB30/KB8335

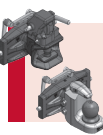

- ▶ **50-15**
item no. 8002213




for KB8329

- ▶ **50-15-25**
item no. 8002839

MOUNTING EXAMPLES



Walterscheid couplings are made for heavy duty work and mostly in use of forged parts



KK80 ball is replaceable up to 2x



series KU2000 with 360° free turnable pin

WALTERSCHEID – YOUR PARTNER ON THE TRACTOR REAR

Hydraulic toplinks with original Walterscheid hook, lower link hooks operated from the driver's seat, hydraulic lateral stabilizers for a safe and comfortable work in difficult terrain – only a few milestones in the world of coupling technology developed by Walterscheid within the last 30 years.

The integration of the former Walterscheid Cramer GmbH is another highlight and a big step forward on our track to bringing more convenience and safety into agricultural business. A wide range of coupling ladders including different inserts made Walterscheid into a full service provider for high quality coupling systems for tractors and self-propelled equipment. Focussing on safe and convenient coupling systems makes us an ideal partner for OEMs and farmers.

Walterscheid – we take agriculture forwards!

Off-Highway Powertrain Services Germany GmbH

Heiligenstädter Straße 17a
D-37351 Dingelstädt
phone: +49 36075 573-0
fax: +49 36075 573-23

hitches@walterscheid.com
www.walterscheid.com

For more information and technical details please call our hotline or download the latest version of the couplings catalogue on www.walterscheid.com

Walterscheid GmbH
Hauptstraße 150
D-53797 Lohmar
phone: +49 22 46 12-0
fax: +49 22 46 3501

www.walterscheid.com

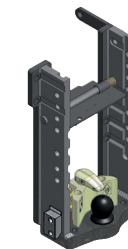
We reserve the right to change without prior consultation. Use products only for the specified applications. We only guarantee constant quality. Reproduction, even in part, is only authorised with the written consent of Walterscheid GmbH.

WALTERSCHEID
POWERTRAIN GROUP

WALTERSCHEID

WALTERSCHEID COUPLING SYSTEMS FOR CASE IH TRACTORS

CASE IH
AGRICULTURE



TCE-0096E 0112.XX.XX.XX ©Printed in Germany

FRAMES

Series Maxxum 5120-5250/MX 80-140

- ▶ **KU390L**
rail size W=335/30/22 mm – 8 H
item no. 8002459
- ▶ **KU390K**
rail size W=335/30/22 mm – 6 H
item no. 8002620
- ▶ **KU390KK**
rail size W=335/30/22 mm – 7 H
item no. 8002748
- ▶ **KU390F**
rail size W=335/30/22 mm – 6 H
item no. 8002619

Series 743XL - 856XL/955XL - 1056XL

- ▶ **KU351BC**
rail size W=335/30/22 mm – 9 H
item no. 8004735

Series C42-C70/CS48-CS75

- ▶ **KU354L**
rail size W=309/30/22 mm – 8 H
item no. 8004742



FRAMES

Series C42-C70/CS48-CS75

- ▶ **KU354KK**
rail size W=309/30/22 mm – 6 H
item no. 8004743

Series Magnum 225-335/MX 210-310 MX Magnum 180-270

- ▶ **KU368NL**
rail size W=329/32/25 mm – 8 H
item no. 8002616
- ▶ **KU368NKK**
rail size W=329/32/25 mm – 6 H
item no. 8004673

Series 3210-4250A/CX 90-100

- ▶ **KU365**
rail size W=309/30/22 mm – 8 H
item no. 8002453



forged tool-free downholder for compensation of high negative charges
360° free turnable for free sight
forged catch device with centering function



FRAMES

Series MXM 120-190/MXU 100-135 Puma 125-225/Puma CVX 165-225

- ▶ **KU369L**
rail size W=335/30/22 mm – 8 H
item no. 8004655
- ▶ **KU369KK**
rail size W=335/30/22 mm – 6 H
item no. 8004485

Series 1255XL-1455XL

- ▶ **KU386**
rail size W=293/30/22 mm – 9 H
item no. 8002458
- ▶ **KU386KK**
rail size W=293/30/22 mm – 6 H
item no. 8002747

Series CS 110-150/CVT 1135-1195 CVX 1170-1195/CVX 120-195

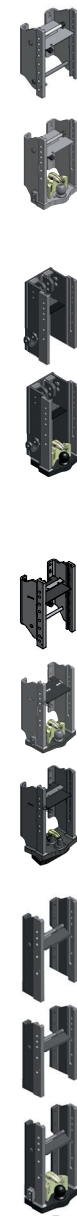
- ▶ **KU356L**
rail size W=335/30/22 mm – 8 H
item no. 8004469
- ▶ **KU356KK**
rail size W=335/30/22 mm – 6 H
item no. 8004468
- ▶ **KU356F**
rail size W=335/30/22 mm – 6 H
item no. 8002452

Series MX150-170

- ▶ **KU367L**
rail size W=309/30/22 mm – 8 H
item no. 8002454
- ▶ **KU367K**
rail size W=335/30/22 mm – 5 H
item no. 8002614
- ▶ **KU367KK**
rail size W=309/30/22 mm – 5 H
item no. 8002741



newest flexing-technology and modular design for flexible part design



ADJUSTABLE MODELS

reference	rail size (mm)	item no.
KU2000/293NB	293/30/22	8004184
KU2000/309NB	309/30/22	8004187
KU2000/314NB*	314/30/20	8004322
KU2000/322XB	322/30/22	8005104
KU2000/329NB30*	329/30/20	8004326
KU2000/329NBFBF	329/32/25	8004342
KU2000/335NB	335/30/22	8004182

KU293/8400	293/30/22	8003695
KU5410/309	309/30/22	8003697
KU5410/314*	314/30/20	8004702
KU5410/322	322/30/22	8003698
KU5410/329-30*	329/30/20	8004690
KU5410/329	329/32/25	8003699
KU5410/335	335/30/22	8003700

KU2000/293NA5	293/30/22	8004281
KU2000/309NA5	309/30/22	8004185
KU2000/314NA5*	314/30/20	8004686
KU2000/322NA5	322/30/22	8004189
KU2000/329NA530*	329/30/20	8004687
KU2000/329NA5	329/32/25	8004283
KU2000/335NA5	335/30/22	8004284

KB8293	293/30/22	8002574
KB8309	309/30/22	8002576
KB8314*	314/30/20	8004705
KB8322	322/30/22	8002578
KB8329/NB30*	329/30/20	8003675
KB8329	329/32/25	8002579
KB8335	335/30/22	8002580

KI8293	293/30/22	8002584
KI8309	309/30/22	8002585
KI8314*	314/30/20	8002587
KI8322	322/30/22	8002588
KI8329NB30*	329/30/20	8003685
KI8329	329/32/25	8002589
KI8335	335/30/22	8002590

*properly for OEM-frame



37mm spherical



31mm cylindrical



32mm cylindrical



ADJUSTABLE MODELS

reference	rail size (mm)	item no.
PB5293N	293/30/22	8003244
PB5309N	309/30/22	8003245
PB5314N*	314/30/20	8004746
PB5322N	322/30/22	8003247
PB5329N30*	329/30/20	8004747
PB5329N	329/32/25	8003248
PB5335N	335/30/22	8003249

*properly for OEM-frame

MORE MODELS

- ▶ **KU2000/890B**
automatic 37mm
item no. 8003999
- ▶ **KU2000/829NB**
automatic 37mm
item no. 8004199
- ▶ **KU2000/829B**
automatic 37mm
item no. 8003995
- ▶ **KU2000/886BFB**
automatic 37mm
item no. 8004286
- ▶ **KU2000/950NB**
automatic 37mm
item no. 8004202
- ▶ **KU835**
manual pin
item no. 8002465
- ▶ **KU830/8400**
manual pin
item no. 8003702
- ▶ **KU850/8400**
manual pin
item no. 8003687
- ▶ **KU930/94008**
manual pin
item no. 8004044
- ▶ **KI8886**
KK80 ball coupling
item no. 8002596
- ▶ **KI8890**
KK80 ball coupling
item no. 8002597

